

## HOW TO SUBMIT PAPER ICATCE 2022 ON EASYCHAIR

1. Access ICATCE website on <https://icatce.com>, see **menu submission** or find Paper Registration and click on paper registration or easychair link.

### Fee Payment

1. Before register select you currency (USD/Rupiah) from the side button. Go to Shop Page : <https://icatce.com/shop/>
2. Select your preference, as presenter or participant only. Click Button **add to chart**
3. In chart page, review your selection and in bottom click : **Process to Checkout.**
4. In Checkout Page, fill form billing details, review your order and see instruction for payment with direct bank transfer.
5. After your checkout page review, click **Place Order** button.
6. Your payment must sent to bank as mention and send proof of your payment to email [admin@icatce.com](mailto:admin@icatce.com)

### Paper Registration

Authors or participants may submit the full paper(s) or extended abstract(s) only by using the committee template. We strongly recommend that authors or participants submit the full paper(s).

- All submissions must be accessible and electronically submitted via **Easy-Chair;**
- The manuscript must be prepared using the ICATCE 2022 manuscript template and formatted accordingly;
- The manuscript must be original and not simultaneously submitted to another journal or conference;
- The official language of the ICATCE 2022 is English;
- The template of the full-length paper is available on the conference website. **Template Abstract ICATCE 2022;**
- The authors will directly present their work at the conference as per the format recommended by the committee (oral presentation);

2. The window will be linked to EasyChair login page for ICATCE 2022.



Log in to EasyChair for ICATCE 2022

A login form with two input fields: 'Email address or user name:' and 'Password:'. Below the fields is a red 'Log in' button. At the bottom of the form are three links: 'Forgot your password?', 'Problems to log in?', and 'Create an account'.

Submission of new papers for ICATCE 2022 (1st International Conference on Advanced Technology in Chemical Engineering) is open.

3. If you don't have account, create account before and you can continue login using username/email and password.
4. **Create Account:** in this step we will show you how to create easychair account. Click On **link create an account** as seen in figure step 3. In new registration page (step 1), check **I'm not robot** and click on **continue button**.




## Create an EasyChair Account: Step 1

To create an EasyChair account you should have a valid email address and do the following.

1. pass a captcha to prove that you are not a robot;
2. fill out a simple form with your personal information;
3. follow the link we send to your email address to complete the account creation.

Please note that the use of EasyChair is subject to [our terms of service](#).

I'm not a robot  reCAPTCHA  
Privacy - Terms

[Continue](#)

5. In page create EasyChair Account Step 2, Fill all the blank form then click continue button.



## Create an EasyChair Account: Step 2

Please fill out the following form. The required fields are marked by \*.

Note that **the most common reason for failing to create an account is an incorrect email address** so please type your email address correctly.

First name\*:

Last name\*:

Email\*:

Retype email address\*:

[Continue](#)

This Windows will appear, and the Easychair will send a notification to your email, check your mailbox.



[Help](#) / [Log in](#)

### Account Application Received



We received your application. A mail with further instructions has been sent to the email address muhamadrml185@gmail.com.

#### If You Do not Receive the Instructions

If you do not receive our email with instruction on how to create an account, please read the following information.

Our mail server normally sends all mail within a few seconds. The following is an incomplete list of possible reasons for the problem.

##### *Incorrectly typed email address*

This is still the most likely cause of delays.

##### *Slow mail processing*

Some mail servers process mail for a long time. For example, your mail server may spend a lot of time checking incoming mail for spam.

##### *"Reply-me" mail protection.*

Some mailers, when receiving an email from an unknown sender, ask the sender to send a mail with specific content to ensure that it has been sent by a human. Account-related emails in EasyChair are sent by a computer program, so if your email address uses such a protection, you will never receive our mail. If you have such a protection and it is configurable, configure it to accept email from the domain easychair.org.

##### *Mailbox problems and quotas*

Some emails sent by EasyChair bounce back because the recipient mailbox is over quota.

##### *Anti-spam filters*

It is possible that your spam filters will classify our email as spam. Please check your spam mail boxes.

##### *General connection problems*

There might be general connection problems. for example your mail server may be unreachable for a long time.

- Open your email, find EasyChair Account Confirmation, and then click on link given by EasyChair.

## EasyChair account confirmation Inbox x



**EasyChair** <noreply@easychair.org>  
to me ▾

Dear [REDACTED],

We received a request to create an EasyChair account for you. To create an EasyChair account, please click on this link:

[https://easychair.org/account/create?code=\[REDACTED\]](https://easychair.org/account/create?code=[REDACTED])

Please note that this link is only valid for one week. After one week you will have to apply for an account again.

---

Please be aware that this is an unmonitored email alias, so please do not reply to this email.  
To contact EasyChair use the EasyChair contact Web page <https://easychair.org/contact>

- The link will be directed to the **Create Account EasyChair Last Step**.

To use EasyChair, you must agree to its Terms of Service ([view terms](#)), ([download terms](#)).

I agree to EasyChair Terms of Service

---

Enter your personal data.

First name\*: [REDACTED]

Last name\*: [REDACTED]

Organization\*: [REDACTED]

Country/region\*: Indonesia ▾

The Web page is used to provide a link to it on some EasyChair pages, for example when you are mentioned as an author in a published conference program. It is optional. Please do not use the Web page of your organization here: if you fill this out, it should only be your personal Web page.

Your personal Web page [REDACTED]

---

Enter your password

Password\*: [REDACTED]

Retype the password\*: [REDACTED]

**Create my account**

Checklist the box **[I agree to EasyChair Terms of Service]**, fill in the blank forms, type your password twice, then click on **[Create my account]**. Then your account has created and ready to submit paper.



Account Created

**Your EasyChair account has been created!**

To log in and access ICATCE 2022 pages [click here](#).

8. Go to Login Page in step 2 or click link provided in figure above or direct link : <https://easychair.org/account/signin?!=SNdSPkgCEITQyWu0SgtLnD>. Log in to EasyChair with your account and password.
9. After a successful login, you are in ICATCE 2022 page in EasyChair. Click on **Make a New Submission** link, to start submit your paper.

The screenshot shows the EasyChair interface for the ICATCE 2022 conference. At the top, there are logos for 'My EasyChair' and 'VCS EasyChair'. Below these is a navigation bar with tabs for 'Conferences', 'CFP', 'VCS', 'Preprints', 'Slides', and 'EasyChair'. The main content area displays the conference title 'ICATCE 2022 (1st International Conference on Advanced Technology in Chemical Engineering)' and a confirmation message: 'You are logged in to ICATCE 2022 (1st International Conference on Advanced Technology in Chemical Engineering). Use the links below to access ICATCE 2022.' Under the heading 'Author', there is a list of links, with 'make a new submission' highlighted by a red box and a red arrow pointing to it.

10. Completely fill in all the blank forms as you want to make a paper submission. Follow the instructions, step by step, and then use the "Submit" button at the bottom of the form. The required fields are marked by \*.

- **Email address** will only be used for communication with the authors. It will not appear in public Web pages of this conference. The email address can be omitted for not corresponding authors. These authors will also have no access to the submission page.
- **Web page** can be used on the conference Web pages, for example, for making the program. It should be a Web page of the author, not the Web page of her or his organization.
- Each author marked as a **corresponding author** will receive email messages from the system about this submission. There must be at least one corresponding author.

**Author 1** ([click here to add yourself](#))

First name<sup>†</sup>: \*

Last name: \*

Email: \*

Country/region: \*  ▼

Organization: \*

Web page:

corresponding author

---

**Author 2** ([click here to add yourself](#))

First name<sup>†</sup>: \*

Last name: \*

Email: \*

Country/region: \*

Organization: \*

Web page:

corresponding author

**Author 3** ([click here to add yourself](#))

First name<sup>†</sup>: \*

Last name: \*

Email: \*

Country/region: \*

Organization: \*

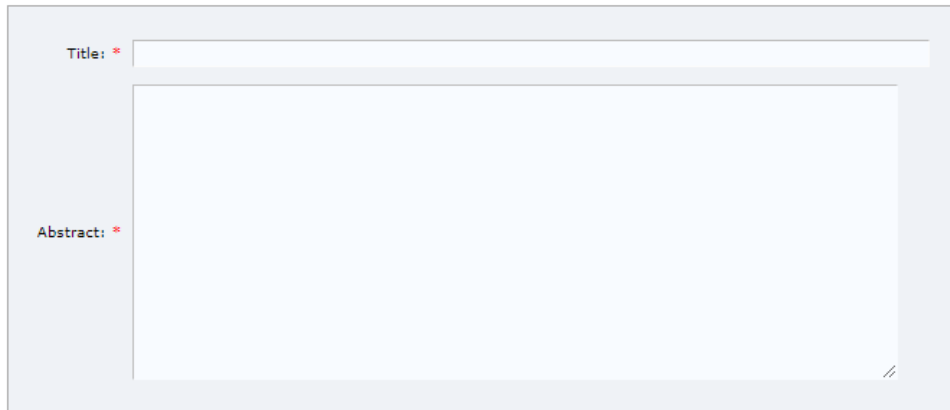
Web page:

corresponding author

---

## Title and Abstract

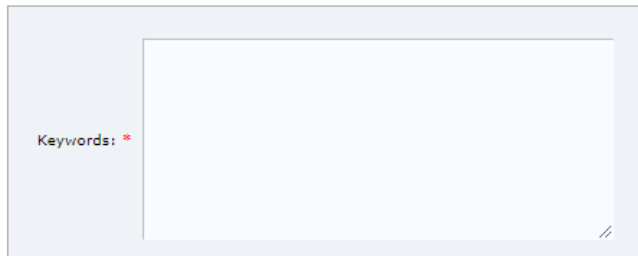
The title and the abstract should be entered as plain text, they should not contain HTML elements.



A form with two input fields. The first field is labeled "Title: \*" and is a single-line text box. The second field is labeled "Abstract: \*" and is a larger multi-line text box. Both fields are currently empty.


## Keywords

Type a list of keywords (also known as key phrases or key terms), **one per line** to characterize your submission. You should specify at least three keywords.



A form with a single multi-line text box labeled "Keywords: \*". The box is currently empty.

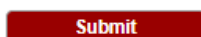
## Files



A form containing a warning message: "The following part of the submission form was added by ICATCE 2022. It has neither been checked nor endorsed by EasyChair". Below this is a section for uploading a paper, with the text "Paper. Upload your paper. The paper must be in PDF format (file extension .pdf)". There is a "Choose File" button and the text "No file chosen".

## Ready?

If you filled out the form, press the 'Submit' button below **Do not press the button twice: uploading may take time!**



A red button with the text "Submit" in white.

When you finish to filling all the forms and attaching your paper, click on **[Submit]**

**Notice:** Do not press the button twice (or more than one time), uploading may take time! (it is depending on the speed of your internet).


11. When it finished, check on your Easychair account and you can see that your paper has been Submitted.

ICATCE 2022 (author) Help / Log out

New Submission Submission 1069 ICATCE 2022 Conference News EasyChair

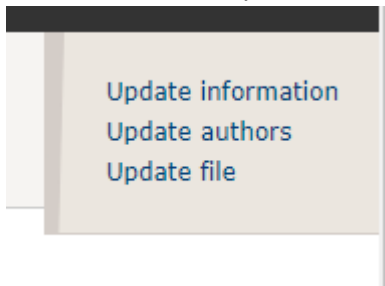
ICATCE 2022 Submission 1069 Update information  
Update authors  
Update file

The submission has been saved!

Submission 1069	
Title	Paper Template Abstract ICATCE 2022
Paper:	 (Jun 15, 02:59 GMT)
Author keywords:	icatce 2022 template abstract
Abstract	Abstract All the content of abstract should be in one paragraph, the limited number of words in the abstract between 150 to 300. This abstract must be written in Franklin Gothic Book with the font size is 11 and spacing each word is 1.15. On this abstract must be containing of introduction, methodology, result and discussion, and the conclusion of the study.
Submitted	Jun 15, 02:59 GMT
Last update	Jun 15, 02:59 GMT

Authors						
first name	last name	email	country	affiliation	Web page	corresponding?

After submit, and you can still edit before accepted, see menu on right corner above.



**Feel free, for questions or concerns about abstract submission, please contact:**  
 Satrio Kuntolaksono, Ph.D / Phone : +6281932759587 / Email : [satrio.k@iti.ac.id](mailto:satrio.k@iti.ac.id) / [admin@icatce.com](mailto:admin@icatce.com)